

DISCLOSURES ON QUANTITATIVE AND QUALITATIVE PARAMETERS OF HEALTH SERVICES RENDERED
(ANNUAL DISCLOSURE)

Name of the Insurance Company: United India Insurance Company Limited

Information as at 31/03/2025

a. Specify whether In-house Claim Settlement or Services rendered by TPA

a.1 TPA NAME Ericson Insurance TPA Pvt. Ltd.
 Validity of agreement From 01-04-2024 To 31-03-2027

b. Number of policies and lives services in respect of which public disclosures are made:

Description	Retail	Group	Govt.
No. of Policies serviced	9548	32	0
No. of Lives Covered	21993	8456	0

c. Geographical Area in which services are rendered by the TPA (As per Annexure A)

d. Data of number of claims processed:

Description	No.	Percentage
i Outstanding number of claims at the beginning of the year:	83	NA
ii Number of claims received during the year	3907	NA
iii Number of claims paid during the year: (Number & Percentage)	3715	93.11%
iv Number of Claims repudiated during the year: (Number & Percentage)	125	3.13%
v Number of claims outstanding at the end of the year:	150	NA

e. Turn Around Time *

TAT for cashless claims (in respect of number of claims):

Description	Individual Policies (in %)		Group Policies (in %)	
	TAT for pre-auth **	TAT for discharge#	TAT for pre-auth **	TAT for discharge#
1 Within < 1 hour	100.00%	99.36%	83.33%	99.29%
2 Within 1-2 hours	0.00%	0.64%	16.67%	0.57%
3 Within 2-6 hours	0.00%	0.00%	0.00%	0.14%
4 Within 6-12 hours	0.00%	0.00%	0.00%	0.00%
5 Within 12-24 hours	0.00%	0.00%	0.00%	0.00%
6 >24 hours	0.00%	0.00%	0.00%	0.00%
Total	100.00%	100.00%	100.00%	100.00%

*Percentage to be calculated on total of the respective column

**reckoned from the time last necessary document is received by insurer/TPA (whichever is earlier) and till final pre-auth is issued to the hospitals

#reckoned as final discharge summary sent to hospital from the time discharge bill is received by TPA

f. TAT in case of Payment /Repudiation of Claims

Description (to be reckoned from the date of receipt of last necessary document)	Individual		Group		Government		Total	
	No. of Claims	Percentage	No. of Claims	Percentage	No. of Claims	Percentage	No. of Claims	Percentage
Within 1 Month	2159	82.59%	998	81.37%	0	0.00%	3157	82.21%
Between 1-3 months	259	9.91%	111	9.03%	0	0.00%	370	9.64%
Between 3-6 months	109	4.17%	51	4.19%	0	0.00%	160	4.17%
More than 6 months	87	3.33%	66	5.41%	0	0.00%	153	3.98%
Total	2614	100.00%	1226	100.00%	0	0.00%	3840	100.00%

*Percentage to be calculated on total of the respective column

g. Data of grievances received against the TPA:

Description	NO.
1 Grievance outstanding as on 01/04/2024	0
2 Grievances received during 2024-25	8
3 Grievances resolved during 2024-25	8
4 Grievance outstanding as on 31/03/2025	0

Place: Chennai
Date: 12-08-2025Signature of the CMD
United India Insurance Co., Ltd

TPA PUBLIC DISCLOSURE 2024-2025

Annexure A

TPA Name : Ericson Insurance TPA Pvt. Ltd.

Geographical Area in which services are rendered by the TPA

Sr.no.	Statename	District Name
1	Delhi	Faridabad
2	Karnataka	Bengaluru
3	Haryana	Panchkula
4	Haryana	Sonepat
5	Haryana	Kurukshetra
6	Uttar Pradesh	Meerut
7	Kerala	Ernakulam
8	Maharashtra	Pune
9	Maharashtra	Nashik
10	Maharashtra	Satara
11	Maharashtra	Mumbai
12	Bihar	Patna
13	Jharkhand	Ranchi
14	Jharkhand	East Singhbhum

DISCLOSURES ON QUANTITATIVE AND QUALITATIVE PARAMETERS OF HEALTH SERVICES RENDERED
(ANNUAL DISCLOSURE)

Name of the Insurance Company: United India Insurance Company Limited

Information as at 31/03/2025

a. Specify whether In-house Claim Settlement or Services rendered by TPA

a.1 TPA NAME FAMILY HEALTH PLAN INSURANCE TPA LIMITED
Validity of agreement From 01-04-2024 To 31-03-2027

b. Number of policies and lives services in respect of which public disclosures are made:

Description	Retail	Group	Govt.
No. of Policies serviced	20754	127	0
No. of Lives Covered	43451	253121	0

c. Geographical Area in which services are rendered by the TPA (As per Annexure A)

d. Data of number of claims processed:

Description	No.	Percentage
i Outstanding number of claims at the beginning of the year:	8204	NA
ii Number of claims received during the year	140552	NA
iii Number of claims paid during the year: (Number & Percentage)	133749	89.91%
iv Number of Claims repudiated during the year: (Number & Percentage)	4324	2.91%
v Number of claims outstanding at the end of the year:	10683	NA

e. Turn Around Time *

TAT for cashless claims (in respect of number of claims):

Description	Individual Policies (in %)		Group Policies (in %)	
	TAT for pre-auth **	TAT for discharge#	TAT for pre-auth **	TAT for discharge#
1 Within < 1 hour	51.40%	38.36%	87.22%	53.05%
2 Within 1-2 hours	23.78%	30.59%	7.71%	32.24%
3 Within 2-6 hours	11.74%	16.71%	1.92%	9.82%
4 Within 6-12 hours	9.98%	12.95%	1.56%	3.80%
5 Within 12-24 hours	2.77%	1.35%	0.73%	0.84%
6 >24 hours	0.32%	0.04%	0.86%	0.25%
Total	100.00%	100.00%	100.00%	100.00%

*Percentage to be calculated on total of the respective column

**reckoned from the time last necessary document is received by insurer/TPA (whichever is earlier) and till final pre-auth is issued to the hospitals

#reckoned as final discharge summary sent to hospital from the time discharge bill is received by TPA



f. TAT in case of Payment /Repudiation of Claims

Description (to be reckoned from the date of receipt of last necessary document)	Individual		Group		Government		Total	
	No. of Claims	Percentage	No. of Claims	Percentage	No. of Claims	Percentage	No. of Claims	Percentage
Within 1 Month	6558	96.25%	126344	96.25%	0	0.00%	132902	96.25%
Between 1-3 months	188	2.76%	3618	2.76%	0	0.00%	3806	2.76%
Between 3-6 months	52	0.76%	1001	0.76%	0	0.00%	1053	0.76%
More than 6 months	15	0.23%	297	0.23%	0	0.00%	312	0.23%
Total	6813	100.00%	131260	100.00%	0	0.00%	138073	100.00%

*Percentage to be calculated on total of the respective column

g. Data of grievances received against the TPA:

Description	NO.
1 Grievance outstanding as on 01/04/2024	4
2 Grievances received during 2024-25	97
3 Grievances resolved during 2024-25	97
4 Grievance outstanding as on 31/03/2025	4

Place: Chennai
Date : 12-08-2025Signature of the CMD
United India Insurance Co Ltd



TPA PUBLIC DISCLOSURE 2024-2025
Annexure A

TPA Name : Family Health Plan Insurance TPA Ltd.

Geographical Area in which services are rendered by the TPA

Sr.no.	Statename	District Name	Sr.no.	Statename	District Name	Sr.no.	Statename	District Name
1	Andhra Pradesh	ANANTAPUR	68	Karnataka	KOPPAL *	135	Tamil Nadu	CHENNAI
2	Andhra Pradesh	CHITTOOR	69	Karnataka	MYSORE	136	Tamil Nadu	COIMBATORE
3	Andhra Pradesh	CUDDAPAH	70	Karnataka	RAICHUR	137	Tamil Nadu	CUDDALORE
4	Andhra Pradesh	East Godavari	71	Karnataka	Ramanagar	138	Tamil Nadu	DHARMAPURI
5	Andhra Pradesh	GUNTUR	72	Karnataka	UDUPI *	139	Tamil Nadu	DINDIGUL
6	Andhra Pradesh	HYDERABAD	73	Karnataka	Uttara Kannada	140	Tamil Nadu	ERODE
7	Andhra Pradesh	KRISHNA	74	Kerala	ALAPPUZHA	141	Tamil Nadu	KANCHEEPURAM
8	Andhra Pradesh	KURNOOL	75	Kerala	ERNAKULAM	142	Tamil Nadu	KANNIYAKUMARI
9	Andhra Pradesh	NELLORE	76	Kerala	IDUKKI	143	Tamil Nadu	KARUR *
10	Andhra Pradesh	PRAKASAM	77	Kerala	KANNUR	144	Tamil Nadu	krishnagiri
11	Andhra Pradesh	VISAKHAPATNAM	78	Kerala	KASARAGOD	145	Tamil Nadu	MADURAI
12	Andhra Pradesh	VIZIANAGARAM	79	Kerala	KOLLAM	146	Tamil Nadu	NAGAPATTINAM *
13	Andhra Pradesh	West Godavari	80	Kerala	KOTTAYAM	147	Tamil Nadu	NAMAKKAL *
14	Bihar	BEGUSARAI	81	Kerala	KOZHIKODE	148	Tamil Nadu	PERAMBALUR *
15	Bihar	MADHUBANI	82	Kerala	MALAPPURAM	149	Tamil Nadu	PUDUKKOTTAI
16	Bihar	PATNA	83	Kerala	PALAKKAD	150	Tamil Nadu	SALEM
17	Bihar	SARAN	84	Kerala	PATHANAMTHITTA	151	Tamil Nadu	SIVAGANGA
18	Bihar	SIWAN	85	Kerala	THIRUVANANTHAPURAM	152	Tamil Nadu	THANJAVUR
19	Chhattisgarh	RAIGARH	86	Kerala	THRISSUR	153	Tamil Nadu	The Nilgiris
20	Dadra & Nagar Haveli	Dadra & Nagar Haveli	87	Kerala	WAYANAD	154	Tamil Nadu	THENI *
21	Daman & Diu	DAMAN	88	Madhya Pradesh	BHOPAL	155	Tamil Nadu	THIRUVALLUR
22	Delhi	CENTRAL *	89	Madhya Pradesh	GWALIOR	156	Tamil Nadu	TIRUCHIRAPPALLI
23	Delhi	EAST *	90	Madhya Pradesh	INDORE	157	Tamil Nadu	TIRUNELVELI
24	Delhi	New Delhi	91	Madhya Pradesh	MANDSAUR	158	Tamil Nadu	Tiruppur
25	Delhi	North West *	92	Madhya Pradesh	NARSIMHAPUR	159	Tamil Nadu	TIRUVANNAMALAI
26	Delhi	SOUTH *	93	Madhya Pradesh	VIDISHA	160	Tamil Nadu	VELLORE
27	Delhi	South West *	94	Maharashtra	AHMADNAGAR	161	Tamil Nadu	VILUPPURAM
28	Delhi	WEST *	95	Maharashtra	AMRAVATI	162	Tamil Nadu	VIRUDHUNAGAR
29	Goa	North Goa	96	Maharashtra	KOLHAPUR	163	Telangana	ADILABAD
30	Goa	South Goa	97	Maharashtra	MUMBAI	164	Telangana	HYDERABAD
31	Gujarat	AHMADABAD	98	Maharashtra	NASHIK	165	Telangana	KARIMNAGAR
32	Gujarat	ANAND *	99	Maharashtra	PARBHANI	166	Telangana	KHAMMAM
33	Gujarat	BHARUCH	100	Maharashtra	PUNE	167	Telangana	MAHBUBNAGAR
34	Gujarat	BHAVNAGAR	101	Maharashtra	RAIGARH	168	Telangana	MEDAK
35	Gujarat	DOHAD *	102	Maharashtra	RATNAGIRI	169	Telangana	RANGAREDDI
36	Gujarat	GANDHINAGAR	103	Maharashtra	SANGLI	170	Uttar Pradesh	AGRA
37	Gujarat	JUNAGADH	104	Maharashtra	SATARA	171	Uttar Pradesh	ALLAHABAD
38	Gujarat	KACHCHH	105	Maharashtra	SINDHUDURG	172	Uttar Pradesh	AZAMGARH
39	Gujarat	KHEDA	106	Maharashtra	SOLAPUR	173	Uttar Pradesh	BAGHPAT *
40	Gujarat	MAHESANA	107	Maharashtra	THANE	174	Uttar Pradesh	CHITRAKOOT *
41	Gujarat	NAVARI *	108	Meghalaya	East Khasi Hills	175	Uttar Pradesh	Gautam Buddha Nagar *
42	Gujarat	Panch Mahals	109	Orissa	GANJAM	176	Uttar Pradesh	GHAZIABAD
43	Gujarat	PORBANDAR *	110	Orissa	KHORDHA	177	Uttar Pradesh	GORAKHPUR
44	Gujarat	RAJKOT	111	Orissa	MAYURBHANJ	178	Uttar Pradesh	Kanpur Nagar
45	Gujarat	Seber Kantha	112	Orissa	SUNDARGARH	179	Uttar Pradesh	MEERUT
46	Gujarat	SURAT	113	Pondicherry	PONDICHERRY	180	Uttar Pradesh	MUZAFFARNAGAR
47	Gujarat	SURENDRANAGAR	114	Pondicherry	YANAM	181	Uttar Pradesh	PILIBHIT
48	Gujarat	VADODARA	115	Punjab	MOGA *	182	Uttar Pradesh	PRATAPGARH
49	Gujarat	VALSAD	116	Punjab	RUPNAGAR	183	Uttar Pradesh	Rae Bareilly
50	Haryana	FARIDABAD	117	Rajasthan	AJMER	184	Uttar Pradesh	SULTANPUR
51	Haryana	GURGAON	118	Rajasthan	ALWAR	185	Uttar Pradesh	UNNAO
52	Himachal Pradesh	SHIMLA	119	Rajasthan	BARMER	186	Uttarakhand	DEHRADUN
53	Himachal Pradesh	SOLAN	120	Rajasthan	BIKANER	187	Uttarakhand	HARDWAR
54	Jammu & Kashmir	JAMMU	121	Rajasthan	BUNDI	188	Uttarakhand	Udhm Singh Nagar *
55	Jharkhand	DHANBAD	122	Rajasthan	CHITTAURGARH	189	West Bengal	BANKURA
56	Jharkhand	Purbi Singhbhum	123	Rajasthan	CHURU	190	West Bengal	BARDDHAMAN
57	Karnataka	BAGALKOT *	124	Rajasthan	DUNGARPUR	191	West Bengal	DARJILING
58	Karnataka	BANGALORE	125	Rajasthan	JAIPUR	192	West Bengal	Hooghly
59	Karnataka	Bangalore Rural	126	Rajasthan	JAISALMER	193	West Bengal	Howrah
60	Karnataka	BELGAUM	127	Rajasthan	JALOR	194	West Bengal	Koch Bihar
61	Karnataka	BELLARY	128	Rajasthan	JHUNJHUNUN	195	West Bengal	KOLKATA
62	Karnataka	BIJAPUR	129	Rajasthan	JODHPUR	196	West Bengal	North Twenty Four Parganas
63	Karnataka	CHIKMAGALUR	130	Rajasthan	PALI	197	West Bengal	PURULIYA
64	Karnataka	Dakshina Kannada	131	Rajasthan	RAJASAMAND *	198	West Bengal	South Twenty Four Parganas
65	Karnataka	DHARWAD	132	Rajasthan	SIKAR			
66	Karnataka	GULBARGA	133	Rajasthan	SIROHI			
67	Karnataka	KOLAR	134	Rajasthan	UDAIPUR			

DISCLOSURES ON QUANTITATIVE AND QUALITATIVE PARAMETERS OF HEALTH SERVICES RENDERED
(ANNUAL DISCLOSURE)

Name of the Insurance Company: United India Insurance Company Limited

Information as at 31/03/2025

a. Specify whether In-house Claim Settlement or Services rendered by TPA

a.1 TPA NAME Genins India Insurance TPA Ltd.
 Validity of agreement From 01-04-2024 To 31-03-2027

b. Number of policies and lives services in respect of which public disclosures are made:

Description	Retail	Group	Govt.
No. of Policies serviced	10610	28	0
No. of Lives Covered	23551	20592	0

c. Geographical Area in which services are rendered by the TPA (As per Annexure A)

d. Data of number of claims processed:

Description	No.	Percentage
i Outstanding number of claims at the beginning of the year:	1474	NA
ii Number of claims received during the year	8367	NA
iii Number of claims paid during the year: (Number & Percentage)	8409	85.45%
iv Number of Claims repudiated during the year: (Number & Percentage)	728	7.40%
v Number of claims outstanding at the end of the year:	704	NA

e. Turn Around Time *

TAT for cashless claims (in respect of number of claims):

Description	Individual Policies (in %)		Group Policies (in %)	
	TAT for pre-auth **	TAT for discharge#	TAT for pre-auth **	TAT for discharge#
1 Within < 1 hour	91.82%	96.59%	92.59%	97.14%
2 Within 1-2 hours	5.90%	2.12%	6.10%	2.20%
3 Within 2-6 hours	2.28%	1.29%	1.31%	0.66%
4 Within 6-12 hours	0.00%	0.00%	0.00%	0.00%
5 Within 12-24 hours	0.00%	0.00%	0.00%	0.00%
6 >24 hours	0.00%	0.00%	0.00%	0.00%
Total	100.00%	100.00%	100.00%	100.00%

*Percentage to be calculated on total of the respective column

**reckoned from the time last necessary document is received by insurer/TPA (whichever is earlier) and till final pre-auth is issued to the hospitals
 #reckoned as final discharge summary sent to hospital from the time discharge bill is received by TPA

f. TAT in case of Payment /Repudiation of Claims

Description (to be reckoned from the date of receipt of last necessary document)	Individual		Group		Government		Total	
	No. of Claims	Percentage	No. of Claims	Percentage	No. of Claims	Percentage	No. of Claims	Percentage
Within 1 Month	6810	92.78%	1657	92.18%	0	0.00%	8467	92.67%
Between 1-3 months	408	5.56%	125	6.96%	0	0.00%	533	5.83%
Between 3-6 months	108	1.47%	13	0.75%	0	0.00%	121	1.32%
More than 6 months	13	0.18%	2	0.11%	0	0.00%	15	0.16%
Total	7340	100.00%	1797	100.00%	0	0.00%	9137	99.99%

*Percentage to be calculated on total of the respective column

g. Data of grievances received against the TPA:

Description	NO.
1 Grievance outstanding as on 01/04/2024	0
2 Grievances received during 2024-25	32
3 Grievances resolved during 2024-25	32
4 Grievance outstanding as on 31/03/2025	0

Place: Chennai
 Date: 12-08-2025

Signature of the CMD
 United India Insurance Co Ltd

TPA PUBLIC DISCLOSURE 2024-2025

Annexure A

TPA Name : Genins India Insurance TPA Ltd.

Geographical Area in which services are rendered by the TPA

Sr.no.	Statename	District Name	Sr.no.	Statename	District Name
1	Andhra Pradesh	Chittoor	29	Maharashtra	Yavatmal
2	Andhra Pradesh	Nellore	30	Odisha	Khorda
3	Andhra Pradesh	Prakasam	31	Rajasthan	Barmer
4	Andhra Pradesh	West Godavari	32	Rajasthan	Ganganagar
5	Bihar	Patna	33	Rajasthan	Hanumangarh
6	Chattisgarh	Mahasamund	34	Telangana	Hyderabad
7	Gujarat	Ahmedabad	35	Uttar Pradesh	Allahabad
8	Gujarat	Gandhi Nagar	36	Uttar Pradesh	Budaun
9	Gujarat	Junagadh	37	Uttar Pradesh	Kanpur Nagar
10	Gujarat	Panch Mahals	38	Uttar Pradesh	Lucknow
11	Karnataka	Bangalore	39	Uttar Pradesh	Mathura
12	Karnataka	Bangalore Rural	40	Uttar Pradesh	Pilibhit
13	Karnataka	Kodagu	41	Uttar Pradesh	Shahjahanpur
14	Karnataka	Kolar	42	West Bengal	Bankura
15	Karnataka	Mandya	43	West Bengal	Bardhaman
16	Karnataka	Mysore	44	West Bengal	Darjiling
17	Kerala	Palakkad	45	West Bengal	Kolkata
18	Kerala	Thrissur	46	West Bengal	Nadia
19	Madhya Pradesh	Indore	47	West Bengal	North 24 Parganas
20	Madhya Pradesh	Neemuch			
21	Madhya Pradesh	Ujjain			
22	Maharashtra	Akola			
23	Maharashtra	Amravati			
24	Maharashtra	Buldhana			
25	Maharashtra	Jalgaon			
26	Maharashtra	Mumbai			
27	Maharashtra	Nagpur			
28	Maharashtra	Pune			

7

Q

**DISCLOSURES ON QUANTITATIVE AND QUALITATIVE PARAMETERS OF HEALTH SERVICES RENDERED
(ANNUAL DISCLOSURE)**

Name of the Insurance Company: United India Insurance Company Limited

Information as at 31/03/2025

a. Specify whether In-house Claim Settlement or Services rendered by TPA

a.1 **TPA NAME** Good Health Insurance TPA Ltd.
Validity of agreement From 01-04-2024 To 31-03-2027

b. Number of policies and lives services in respect of which public disclosures are made:

Description	Retail	Group	Govt.
No. of Policies serviced	20813	68	0
No. of Lives Covered	46562	191220	0

c. Geographical Area in which services are rendered by the TPA (As per Annexure A)**d. Data of number of claims processed:**

Description	No.	Percentage
i Outstanding number of claims at the beginning of the year:	940	NA
ii Number of claims received during the year	14949	NA
iii Number of claims paid during the year: (Number & Percentage)	13915	87.58%
iv Number of Claims repudiated during the year: (Number & Percentage)	926	5.83%
v Number of claims outstanding at the end of the year:	1048	NA

e. Turn Around Time *

TAT for cashless claims (in respect of number of claims):

Description	Individual Policies (in %)		Group Policies (in %)	
	TAT for pre-auth **	TAT for discharge#	TAT for pre-auth **	TAT for discharge#
1 Within < 1 hour	98.00%	97.00%	97.00%	97.00%
2 Within 1-2 hours	2.00%	2.00%	3.00%	3.00%
3 Within 2-6 hours	0.00%	1.00%	0.00%	0.00%
4 Within 6-12 hours	0.00%	0.00%	0.00%	0.00%
5 Within 12-24 hours	0.00%	0.00%	0.00%	0.00%
6 >24 hours	0.00%	0.00%	0.00%	0.00%
Total	100.00%	100.00%	100.00%	100.00%

*Percentage to be calculated on total of the respective column

**reckoned from the time last necessary document is received by insurer/TPA (whichever is earlier) and till final pre-auth is issued to the hospitals

#reckoned as final discharge summary sent to hospital from the time discharge bill is received by TPA

f. TAT in case of Payment /Repudiation of Claims

Description (to be reckoned from the date of receipt of last necessary document)	Individual		Group		Government		Total	
	No. of Claims	Percentage	No. of Claims	Percentage	No. of Claims	Percentage	No. of Claims	Percentage
Within 1 Month	6359	100.00%	8482	100.00%	0	0.00%	14841	100.00%
Between 1-3 months	0	0.00%	0	0.00%	0	0.00%	0	0.00%
Between 3-6 months	0	0.00%	0	0.00%	0	0.00%	0	0.00%
More than 6 months	0	0.00%	0	0.00%	0	0.00%	0	0.00%
Total	6359	100.00%	8482	100.00%	0	0.00%	14841	100.00%


*Percentage to be calculated on total of the respective column

g. Data of grievances received against the TPA:

Description	NO.
1 Grievance outstanding as on 01/04/2024	0
2 Grievances received during 2024-25	115
3 Grievances resolved during 2024-25	115
4 Grievance outstanding as on 31/03/2025	0

Place: Chennai
Date: 12-08-2025

Signature of the CMD
United India Insurance Co Ltd



TPA PUBLIC DISCLOSURE 2024-2025

Annexure A

TPA Name : GOOD HEALTH INSURANCE TPA LTD

Geographical Area in which services are rendered by the TPA

Sr.no.	Statename	District Name
1	Karnataka	Bangalore
2	Tamilnadu	Chennai
3	Tamilnadu	Madurai
4	Delhi	Delhi
5	Telangana	Hyderabad
6	Andhra Pradesh	Visakhapatnam
7	Uttar Pradesh	Lucknow
8	Maharashtra	Pune
9	Maharashtra	Mumbai

3/

①

**DISCLOSURES ON QUANTITATIVE AND QUALITATIVE PARAMETERS OF HEALTH SERVICES RENDERED
(ANNUAL DISCLOSURE)**

Name of the Insurance Company: United India Insurance Company Limited

Information as at 31/03/2025

a. Specify whether In-house Claim Settlement or Services rendered by TPA

a.1 TPA NAME HEALTHINDIA INSURANCE TPA SERVICES PVT. LTD.
Validity of agreement From 01-04-2024 To 31-03-2027

b. Number of policies and lives services in respect of which public disclosures are made:

Description	Retail	Group	Govt.
No. of Policies serviced	46565	236	0
No. of Lives Covered	103389	198200	0

c. Geographical Area in which services are rendered by the TPA (As per Annexure A)**d. Data of number of claims processed:**

Description	No.	Percentage
i Outstanding number of claims at the beginning of the year:	1572	NA
ii Number of claims received during the year	33069	NA
iii Number of claims paid during the year: (Number & Percentage)	31501	90.94%
iv Number of Claims repudiated during the year: (Number & Percentage)	1359	3.92%
v Number of claims outstanding at the end of the year:	1781	NA

e. Turn Around Time *

TAT for cashless claims (in respect of number of claims):

Description	Individual Policies (in %)		Group Policies (in %)	
	TAT for pre-auth **	TAT for discharge#	TAT for pre-auth **	TAT for discharge#
1 Within < 1 hour	95.51%	90.31%	91.09%	91.48%
2 Within 1-2 hours	4.49%	9.69%	8.91%	8.52%
3 Within 2-6 hours	0.00%	0.00%	0.00%	0.00%
4 Within 6-12 hours	0.00%	0.00%	0.00%	0.00%
5 Within 12-24 hours	0.00%	0.00%	0.00%	0.00%
6 >24 hours	0.00%	0.00%	0.00%	0.00%
Total	100.00%	100.00%	100.00%	100.00%

*Percentage to be calculated on total of the respective column

**reckoned from the time last necessary document is received by insurer/TPA (whichever is earlier) and till final pre-auth is issued to the hospitals

#reckoned as final discharge summary sent to hospital from the time discharge bill is received by TPA

f. TAT in case of Payment /Repudiation of Claims

Description (to be reckoned from the date of receipt of last necessary document)	Individual		Group		Government		Total	
	No. of Claims	Percentage	No. of Claims	Percentage	No. of Claims	Percentage	No. of Claims	Percentage
Within 1 Month	18348	97.46%	13690	97.55%	0	0.00%	32038	97.50%
Between 1-3 months	478	2.54%	344	2.45%	0	0.00%	822	2.50%
Between 3-6 months	0	0.00%	0	0.00%	0	0.00%	0	0.00%
More than 6 months	0	0.00%	0	0.00%	0	0.00%	0	0.00%
Total	18826	100.00%	14034	100.00%	0	0.00%	32860	100.00%

*Percentage to be calculated on total of the respective column

g. Data of grievances received against the TPA:

Description	NO.
1 Grievance outstanding as on 01/04/2024	0
2 Grievances received during 2024-25	98
3 Grievances resolved during 2024-25	98
4 Grievance outstanding as on 31/03/2025	0

Place: Chennai
Date : 12-08-2025

Signature of the CMD
United India Insurance Co.Ltd




TPA PUBLIC DISCLOSURE 2024-2025

Annexure A

TPA Name : Health India Insurance TPA Services Pvt. Ltd.

Geographical Area in which services are rendered by the TPA-

Sr.no.	Statename	District Name
1	Maharashtra	Mumbai
2	Maharashtra	Pune
3	Maharashtra	Nagpur
4	Maharashtra	Mumbai
5	Andhra Pradesh	Hyderabad
6	Kerala	Kozhikode
7	Kerala	Cochin
8	Kerala	Pondicherry
9	Karnataka	Bangalore
10	Karnataka	Hubli
11	DELHI	New Delhi
12	Gujarat	Vadodara
13	Gujarat	Ahmedabad
14	Tamil Nadu	Madurai
15	Tamil Nadu	Chennai

3

Q

**DISCLOSURES ON QUANTITATIVE AND QUALITATIVE PARAMETERS OF HEALTH SERVICES RENDERED
(ANNUAL DISCLOSURE)**

Name of the Insurance Company: United India Insurance Company Limited

Information as at 31/03/2025

a. Specify whether In-house Claim Settlement or Services rendered by TPA

a.1 TPA NAME Heritage Health Insurance TPA Pvt Ltd
Validity of agreement From 01-04-2024 To 31-03-2027

b. Number of policies and lives services in respect of which public disclosures are made:

Description	Retail	Group	Govt.
No. of Policies serviced	113977	204	0
No. of Lives Covered	246653	105119	0

c. Geographical Area in which services are rendered by the TPA (As per Annexure A)**d. Data of number of claims processed:**

Description	No.	Percentage
i Outstanding number of claims at the beginning of the year:	2674	NA
ii Number of claims received during the year	45310	NA
iii Number of claims paid during the year: (Number & Percentage)	43757	91.19%
iv Number of Claims repudiated during the year: (Number & Percentage)	1679	3.50%
v Number of claims outstanding at the end of the year:	2548	NA

e. Turn Around Time *

TAT for cashless claims (in respect of number of claims):

Description	Individual Policies (in %)		Group Policies (in %)	
	TAT for pre-auth **	TAT for discharge#	TAT for pre-auth **	TAT for discharge#
1 Within < 1 hour	90.10%	85.94%	91.30%	86.96%
2 Within 1-2 hours	8.09%	12.09%	7.91%	11.95%
3 Within 2-6 hours	1.80%	1.98%	0.79%	1.09%
4 Within 6-12 hours	0.01%	0.00%	0.00%	0.00%
5 Within 12-24 hours	0.00%	0.00%	0.00%	0.00%
6 >24 hours	0.00%	0.00%	0.00%	0.00%
Total	100.00%	100.00%	100.00%	100.00%

* Percentage to be calculated on total of the respective column

**reckoned from the time last necessary document is received by insurer/TPA (whichever is earlier) and till final pre-auth is issued to the hospitals

#reckoned as final discharge summary sent to hospital from the time discharge bill is received by TPA

f. TAT in case of Payment /Repudiation of Claims

Description (to be reckoned from the date of receipt of last necessary document)	Individual		Group		Government		Total	
	No. of Claims	Percentage	No. of Claims	Percentage	No. of Claims	Percentage	No. of Claims	Percentage
Within 1 Month	36725	96.99%	7308	96.53%	0	0.00%	44033	96.91%
Between 1-3 months	771	2.04%	149	1.97%	0	0.00%	920	2.02%
Between 3-6 months	278	0.73%	68	0.90%	0	0.00%	346	0.76%
More than 6 months	91	0.24%	45	0.59%	0	0.00%	136	0.30%
Total	37865	100.00%	7571	100.00%	0	0.00%	45436	100.00%

* Percentage to be calculated on total of the respective column

g. Data of grievances received against the TPA:

Description	NO.
1 Grievance outstanding as on 01/04/2024	0
2 Grievances received during 2024-25	67
3 Grievances resolved during 2024-25	60
4 Grievance outstanding as on 31/03/2025	7

Place: Chennai
Date : 12-08-2025

Signature of the CMD
United India Insurance Co Ltd



TPA PUBLIC DISCLOSURE 2024-2025

Annexure A

TPA Name : Heritage Health Insurance TPA Private Limited

Geographical Area in which services are rendered by the TPA

Sr.no.	Statename	District Name
1	Andra Pradesh	Visakhapatnam
2	Assam	Kamrup
3	Bihar	Patna
4	Delhi	Delhi
5	Gujarat	Vadodara
6	Madhya Pradesh	Bhopal
7	Maharashtra	Nagpur
8	Maharashtra	Mumbai
9	Maharashtra	Pune
10	Orrisa	Khordha
11	Rajasthan	Jaipur
12	Rajasthan	Jodhpur
13	Tamil Nadu	Chennai
14	Tamil Nadu	Coimbatore
15	Tamil Nadu	Madurai
16	Telengana	Hyderabad
17	Uttar Pradesh	Lucknow
18	Uttarakhand	Dehradun
19	West Bengal	Kolkata





DISCLOSURES ON QUANTITATIVE AND QUALITATIVE PARAMETERS OF HEALTH SERVICES RENDERED
(ANNUAL DISCLOSURE)

Name of the Insurance Company: United India Insurance Company Limited

Information as at 31/03/2025

a. Specify whether In-house Claim Settlement or Services rendered by TPA

a.1 TPA NAME Health Insurance TPA Of India Ltd.
Validity of agreement From 01-04-2024 To 31-03-2027

b. Number of policies and lives services in respect of which public disclosures are made:

Description	Retail	Group	Govt.
No. of Policies serviced	50784	95	1
No. of Lives Covered	117579	38183	16999784

c. Geographical Area in which services are rendered by the TPA (As per Annexure A)

d. Data of number of claims processed:

Description	No.	Percentage
i Outstanding number of claims at the beginning of the year:	22524	NA
ii Number of claims received during the year	40534	NA
iii Number of claims paid during the year: (Number & Percentage)	42252	67.00%
iv Number of Claims repudiated during the year: (Number & Percentage)	6248	9.91%
v Number of claims outstanding at the end of the year:	14558	NA

e. Turn Around Time *

TAT for cashless claims (in respect of number of claims):

Description	Individual Policies (in %)		Group Policies (in %)	
	TAT for pre-auth **	TAT for discharge#	TAT for pre-auth **	TAT for discharge#
1 Within < 1 hour	89.55%	91.45%	90.40%	95.52%
2 Within 1-2 hours	10.00%	8.00%	9.00%	4.00%
3 Within 2-6 hours	0.45%	0.55%	0.60%	0.48%
4 Within 6-12 hours	0.00%	0.00%	0.00%	0.00%
5 Within 12-24 hours	0.00%	0.00%	0.00%	0.00%
6 >24 hours	0.00%	0.00%	0.00%	0.00%
Total	100.00%	100.00%	100.00%	100.00%

*Percentage to be calculated on total of the respective column

**reckoned from the time last necessary document is received by insurer/TPA (whichever is earlier) and till final pre-auth is issued to the hospitals

#reckoned as final discharge summary sent to hospital from the time discharge bill is received by TPA

f. TAT in case of Payment /Repudiation of Claims

Description (to be reckoned from the date of receipt of last necessary document)	Individual		Group		Government		Total	
	No. of Claims	Percentage	No. of Claims	Percentage	No. of Claims	Percentage	No. of Claims	Percentage
Within 1 Month	13627	79.00%	5726	72.00%	0	0.00%	19353	39.90%
Between 1-3 months	3622	21.00%	2227	28.00%	0	0.00%	5849	12.06%
Between 3-6 months	0	0.00%	0	0.00%	0	0.00%	0	0.00%
More than 6 months	0	0.00%	0	0.00%	0	0.00%	0	0.00%
Total	17249	100.00%	7953	100.00%	23298	0.00%	48500	51.96%

*Percentage to be calculated on total of the respective column

g. Data of grievances received against the TPA:

Description	NO.
1 Grievance outstanding as on 01/04/2024	0
2 Grievances received during 2024-25	97
3 Grievances resolved during 2024-25	97
4 Grievance outstanding as on 31/03/2025	0

Place: Chennai
Date : 12-08-2025Signature of the CMD
United India Insurance Co Ltd

TPA PUBLIC DISCLOSURE 2024-2025

Annexure A

TPA Name : Health Insurance TPA of India Ltd.

Geographical Area in which services are rendered by the TPA

Sr.no.	Statename	District Name	Sr.no.	Statename	District Name	Sr.no.	Statename	District Name
1	ANDAMAN	South Andaman	61	CHATTISGARH	Raipur	121	HARYANA	Rohtak
2	ANDHRA PRADESH	Adoni	62	CHATTISGARH	Rajnandgaon	122	HARYANA	Sirsa
3	ANDHRA PRADESH	Ananthapur	63	DELHI	Delhi	123	HARYANA	Sonepat
4	ANDHRA PRADESH	Bhimavaram	64	GOA	Bardez	124	HARYANA	Sonipat
5	ANDHRA PRADESH	Chittoor	65	GOA	Pagaji	125	HARYANA	Yamuna Nagar
6	ANDHRA PRADESH	Cuddapah	66	GOA	Salcete	126	HIMACHAL PRADESH	Hamirpur (Hp)
7	ANDHRA PRADESH	East Godavari	67	GUJARAT	Ahmedabad	127	HIMACHAL PRADESH	Kangra
8	ANDHRA PRADESH	Eluru	68	GUJARAT	Amreli	128	HIMACHAL PRADESH	Kullu
9	ANDHRA PRADESH	Guntur	69	GUJARAT	Anand	129	HIMACHAL PRADESH	Shimla
10	ANDHRA PRADESH	Kakinada	70	GUJARAT	Ankleswar	130	HIMACHAL PRADESH	Solan
11	ANDHRA PRADESH	Krishna	71	GUJARAT	Banaskantha	131	HIMACHAL PRADESH	Una
12	ANDHRA PRADESH	Kurnool	72	GUJARAT	Baroda	132	JAMMU AND KASHMIR	Budgam
13	ANDHRA PRADESH	Machilipatnam	73	GUJARAT	Bhaili	133	JAMMU AND KASHMIR	Jammu
14	ANDHRA PRADESH	Nellore	74	GUJARAT	Bharuch	134	JAMMU AND KASHMIR	Srinagar
15	ANDHRA PRADESH	Ongole	75	GUJARAT	Bhavnagar	135	JHARKHAND	Bokaro Steel City
16	ANDHRA PRADESH	Prakasam	76	GUJARAT	Chand Kheda	136	JHARKHAND	Dhanbad
17	ANDHRA PRADESH	Rajahmundry	77	GUJARAT	Chandlodia	137	JHARKHAND	Dumka
18	ANDHRA PRADESH	Srikakulam	78	GUJARAT	Chikodhra	138	JHARKHAND	Giridh
19	ANDHRA PRADESH	Tirupati	79	GUJARAT	Dahod	139	JHARKHAND	Hazaribag
20	ANDHRA PRADESH	Vijayawada	80	GUJARAT	Gandhi Nagar	140	JHARKHAND	Jamshedpur
21	ANDHRA PRADESH	Visakhapatnam	81	GUJARAT	Gandhidham	141	JHARKHAND	Jamtara
22	ANDHRA PRADESH	Vishakapatnam	82	GUJARAT	Halol	142	JHARKHAND	Ranchi
23	ANDHRA PRADESH	Vizianagaram	83	GUJARAT	Jamnagar	143	KARNATAKA	Bagalkot
24	ANDHRA PRADESH	West Godavari	84	GUJARAT	Joravar Nagar	144	KARNATAKA	Bangalore
25	ASSAM	Bongaigaon	85	GUJARAT	Junagadh	145	KARNATAKA	Belgaum
26	ASSAM	Dhemaji	86	GUJARAT	Kachchh	146	KARNATAKA	Bellary
27	ASSAM	Guwahati	87	GUJARAT	Kalol	147	KARNATAKA	Bidar
28	ASSAM	Kamrup	88	GUJARAT	Khambhat	148	KARNATAKA	Bijapur
29	ASSAM	Nagaon	89	GUJARAT	Kheda	149	KARNATAKA	Chamrajnagar
30	ASSAM	Sonitpur	90	GUJARAT	Mahesana	150	KARNATAKA	Chickmagalur
31	BIHAR	Begusarai	91	GUJARAT	Mehsana	151	KARNATAKA	Dakshina Kannada
32	BIHAR	Bhagalpur	92	GUJARAT	Morbi	152	KARNATAKA	Davanegere
33	BIHAR	Buxar	93	GUJARAT	Nadiad	153	KARNATAKA	Dharwad
34	BIHAR	Darbhanga	94	GUJARAT	Narmada Nagar	154	KARNATAKA	Gadag
35	BIHAR	East Champaran	95	GUJARAT	Navsari	155	KARNATAKA	Gulbarga
36	BIHAR	Gaya	96	GUJARAT	Padra	156	KARNATAKA	Hassan
37	BIHAR	Gopalganj	97	GUJARAT	Panch Mahals	157	KARNATAKA	Hubli
38	BIHAR	Jehanabad	98	GUJARAT	Patan	158	KARNATAKA	Kodagu
39	BIHAR	Kaimur (Bhabua)	99	GUJARAT	Porbandar	159	KARNATAKA	Kolar
40	BIHAR	Lakhisarai	100	GUJARAT	Rajkot	160	KARNATAKA	Koppal
41	BIHAR	Madhubani	101	GUJARAT	Sabarkantha	161	KARNATAKA	Mysore
42	BIHAR	Munger	102	GUJARAT	Surat	162	KARNATAKA	Shimoga
43	BIHAR	Muzaffarpur	103	GUJARAT	Surendra Nagar	163	KARNATAKA	Tumkur
44	BIHAR	Nalanda	104	GUJARAT	Vapi	164	KARNATAKA	Udupi
45	BIHAR	Nawada	105	HARYANA	Ambala	165	KARNATAKA	Uttara Kannada
46	BIHAR	Patna	106	HARYANA	Bhiwani	166	KERALA	Alappuzha
47	BIHAR	Rohtas	107	HARYANA	Faridabad	167	KERALA	Alleppey
48	BIHAR	Saharsa	108	HARYANA	Fatehabad	168	KERALA	Alwaye
49	BIHAR	Samastipur	109	HARYANA	Gurgaon	169	KERALA	Calicut
50	BIHAR	Sheikhpura	110	HARYANA	Hisar	170	KERALA	Cannanore
51	BIHAR	Sitamarhi	111	HARYANA	Hissar	171	KERALA	Cochin
52	BIHAR	Siwan	112	HARYANA	Jhajjar	172	KERALA	Idukki
53	BIHAR	West Champaran	113	HARYANA	Jind	173	KERALA	Kannur
54	CHANDIGARH	Chandigarh	114	HARYANA	Kaithal	174	KERALA	Kasargod
55	CHATTISGARH	Bastar	115	HARYANA	Karnal	175	KERALA	Kollam
56	CHATTISGARH	Bhilai	116	HARYANA	Kurukshetra	176	KERALA	Kottayam
57	CHATTISGARH	Dantewada	117	HARYANA	Mahendragarh	177	KERALA	Kozhikode
58	CHATTISGARH	Durg	118	HARYANA	Panchkula	178	KERALA	Malappuram
59	CHATTISGARH	Janjgir-Champa	119	HARYANA	Panipat	179	KERALA	Palakkad
60	CHATTISGARH	Raigarh	120	HARYANA	Rewari	180	KERALA	Palghat

181	KERALA	Pathanamthitta	251	MAHARASHTRA	Khamgaon	321	ODISHA	Mayurbhanj
182	KERALA	Quilon	252	MAHARASHTRA	Kolhapur	322	ODISHA	Puri
183	KERALA	Thiruvananthapuram	253	MAHARASHTRA	Latur	323	ODISHA	Sambalpur
184	KERALA	Thrissur	254	MAHARASHTRA	Lonavala	324	ODISHA	Sundergarh
185	KERALA	Trivandrum	255	MAHARASHTRA	Loni Kalbhor	325	PONDICHERRY	Puducherry
186	MADHYA PRADESH	Balaghat	256	MAHARASHTRA	Mahabaleshwar	326	PUNJAB	Amritsar
187	MADHYA PRADESH	Barwani	257	MAHARASHTRA	Malkapur	327	PUNJAB	Batala
188	MADHYA PRADESH	Betul	258	MAHARASHTRA	Manori	328	PUNJAB	Bathinda
189	MADHYA PRADESH	Bhopal	259	MAHARASHTRA	Mehekar	329	PUNJAB	Faridkot
190	MADHYA PRADESH	Burhanpur	260	MAHARASHTRA	Mul	330	PUNJAB	Fatehgarh Sahib
191	MADHYA PRADESH	Chhatarpur	261	MAHARASHTRA	Mumbai	331	PUNJAB	Firozpur
192	MADHYA PRADESH	Chhindwara	262	MAHARASHTRA	Mumbra	332	PUNJAB	Gurdaspur
193	MADHYA PRADESH	Dewas	263	MAHARASHTRA	Nagpur	333	PUNJAB	Hoshiarpur
194	MADHYA PRADESH	Dhar	264	MAHARASHTRA	Nanded	334	PUNJAB	Jalandhar
195	MADHYA PRADESH	Gwalior	265	MAHARASHTRA	Nandurbar	335	PUNJAB	Ludhiana
196	MADHYA PRADESH	Indore	266	MAHARASHTRA	Nashik	336	PUNJAB	Mansa
197	MADHYA PRADESH	Jabalpur	267	MAHARASHTRA	Nasik	337	PUNJAB	Moga
198	MADHYA PRADESH	Katni	268	MAHARASHTRA	Navi Mumbai	338	PUNJAB	Mohali
199	MADHYA PRADESH	Khandwa	269	MAHARASHTRA	Osmanabad	339	PUNJAB	Patiala
200	MADHYA PRADESH	Khargone	270	MAHARASHTRA	Palghar	340	PUNJAB	Rupnagar
201	MADHYA PRADESH	Mandsaur	271	MAHARASHTRA	Panchgoni	341	PUNJAB	Sangrur
202	MADHYA PRADESH	Narsinghpur	272	MAHARASHTRA	Parvel	342	RAJASTHAN	Ajmer
203	MADHYA PRADESH	Neemuch	273	MAHARASHTRA	Parbhani	343	RAJASTHAN	Alwar
204	MADHYA PRADESH	Satna	274	MAHARASHTRA	Patur	344	RAJASTHAN	Banswara
205	MADHYA PRADESH	Seoni	275	MAHARASHTRA	Pawni	345	RAJASTHAN	Barmer
206	MADHYA PRADESH	Shivpuri	276	MAHARASHTRA	Phursangi	346	RAJASTHAN	Bharatpur
207	MADHYA PRADESH	Tikamgarh	277	MAHARASHTRA	Pune	347	RAJASTHAN	Bhilwara
208	MADHYA PRADESH	Ujjain	278	MAHARASHTRA	Pusad	348	RAJASTHAN	Bhiwadi
209	MADHYA PRADESH	Vidisha	279	MAHARASHTRA	Raigarh (Mh)	349	RAJASTHAN	Bikaner
210	MAHARASHTRA	Achalpur	280	MAHARASHTRA	Rajura	350	RAJASTHAN	Bundi
211	MAHARASHTRA	Ahmed Nagar	281	MAHARASHTRA	Ramtek	351	RAJASTHAN	Churu
212	MAHARASHTRA	Ahmednagar	282	MAHARASHTRA	Ranjangaon	352	RAJASTHAN	Dausa
213	MAHARASHTRA	Akola	283	MAHARASHTRA	Ratnagiri	353	RAJASTHAN	Dholpur
214	MAHARASHTRA	Alibag	284	MAHARASHTRA	Sakoli	354	RAJASTHAN	Dungarpur
215	MAHARASHTRA	Ambernath	285	MAHARASHTRA	Sangli	355	RAJASTHAN	Ganganagar
216	MAHARASHTRA	Amravati	286	MAHARASHTRA	Saoner	356	RAJASTHAN	Jaipur
217	MAHARASHTRA	Arvi	287	MAHARASHTRA	Satara	357	RAJASTHAN	Jaisalmer
218	MAHARASHTRA	Aurangabad	288	MAHARASHTRA	Sawantwadi	358	RAJASTHAN	Jalor
219	MAHARASHTRA	Badnera	289	MAHARASHTRA	Shirval	359	RAJASTHAN	Jhunjhunu
220	MAHARASHTRA	Ballapur	290	MAHARASHTRA	Sholapur	360	RAJASTHAN	Jodhpur
221	MAHARASHTRA	Baramati	291	MAHARASHTRA	Solapur	361	RAJASTHAN	Karauli
222	MAHARASHTRA	Beed	292	MAHARASHTRA	Talegaon Dabhada	362	RAJASTHAN	Kota
223	MAHARASHTRA	Bhandara	293	MAHARASHTRA	Tarapur	363	RAJASTHAN	Nagaur
224	MAHARASHTRA	Bhayander	294	MAHARASHTRA	Telhara	364	RAJASTHAN	Pali
225	MAHARASHTRA	Bramhapuri	295	MAHARASHTRA	Thane	365	RAJASTHAN	Rajsamand
226	MAHARASHTRA	Buldhana	296	MAHARASHTRA	Tirora	366	RAJASTHAN	Sawai Madhopur
227	MAHARASHTRA	Chakan	297	MAHARASHTRA	Tumsar	367	RAJASTHAN	Sikar
228	MAHARASHTRA	Chandrapur	298	MAHARASHTRA	Ulhas Nagar	368	RAJASTHAN	Tonk
229	MAHARASHTRA	Chiplun	299	MAHARASHTRA	Vasai	369	RAJASTHAN	Udaipur
230	MAHARASHTRA	Dahanu	300	MAHARASHTRA	Virar	370	SIKKIM	Gangtok
231	MAHARASHTRA	Daryapur	301	MAHARASHTRA	Wani	371	TAMIL NADU	Ariyalur
232	MAHARASHTRA	Dharmangaon	302	MAHARASHTRA	Wardha	372	TAMIL NADU	Chennai
233	MAHARASHTRA	Dhule	303	MAHARASHTRA	Warora	373	TAMIL NADU	Coimbatore
234	MAHARASHTRA	Digras	304	MAHARASHTRA	Washim	374	TAMIL NADU	Cuddalore
235	MAHARASHTRA	Dombivli	305	MAHARASHTRA	Yavatmal	375	TAMIL NADU	Dharmapuri
236	MAHARASHTRA	Gadchiroli	306	MANIPUR	Chandel	376	TAMIL NADU	Dindigul
237	MAHARASHTRA	Gandhi Nagar (Kolhapur)	307	MANIPUR	Imphal	377	TAMIL NADU	Erode
238	MAHARASHTRA	Ghatanji	308	ODISHA	Balangir	378	TAMIL NADU	Kanchipuram
239	MAHARASHTRA	Ghot	309	ODISHA	Balasore	379	TAMIL NADU	Kanyakumari
240	MAHARASHTRA	Gondia	310	ODISHA	Baleswar	380	TAMIL NADU	Karur
241	MAHARASHTRA	Hadapsar Gadithal	311	ODISHA	Bargarh	381	TAMIL NADU	Krishnagiri
242	MAHARASHTRA	Hingan Ghat	312	ODISHA	Behrampur	382	TAMIL NADU	Madurai
243	MAHARASHTRA	Hingoli	313	ODISHA	Bhadrak	383	TAMIL NADU	Nagapattinam
244	MAHARASHTRA	Ichalkaranji	314	ODISHA	Bhubaneswar	384	TAMIL NADU	Namakkal
245	MAHARASHTRA	Jalgaon	315	ODISHA	Cuttack	385	TAMIL NADU	Nilgiris
246	MAHARASHTRA	Jalna	316	ODISHA	Ganjam	386	TAMIL NADU	Perambalur
247	MAHARASHTRA	Kagal	317	ODISHA	Jajapur	387	TAMIL NADU	Pudukkottai
248	MAHARASHTRA	Kalmeshwar	318	ODISHA	Kendujhar	388	TAMIL NADU	Ramanathapuram
249	MAHARASHTRA	Kalyan	319	ODISHA	Khorda	389	TAMIL NADU	Ranipet
250	MAHARASHTRA	Katol	320	ODISHA	Koraput	390	TAMIL NADU	Salem

391	TAMIL NADU	Sivaganga	431	UTTAR PRADESH	Dataganj	471	UTTAR PRADESH	Sultanpur
392	TAMIL NADU	Thanjavur	432	UTTAR PRADESH	Deoria	472	UTTAR PRADESH	Unnao
393	TAMIL NADU	Tiruchirappalli	433	UTTAR PRADESH	Etah	473	UTTAR PRADESH	Varanasi
394	TAMIL NADU	Tirunelveli	434	UTTAR PRADESH	Etawah	474	UTTARAKHAND	Almora
395	TAMIL NADU	Tirupur	435	UTTAR PRADESH	Farrukhabad	475	UTTARAKHAND	Bageshwar
396	TAMIL NADU	Tiruvallur	436	UTTAR PRADESH	Fatehpur	476	UTTARAKHAND	Dehradun
397	TAMIL NADU	Tiruvannamalai	437	UTTAR PRADESH	Firozabad	477	UTTARAKHAND	Haldwani
398	TAMIL NADU	Tiruvarur	438	UTTAR PRADESH	Gautam Buddha Nagar	478	UTTARAKHAND	Haridwar
399	TAMIL NADU	Tuticorin	439	UTTAR PRADESH	Ghaziabad	479	UTTARAKHAND	Kashipur
400	TAMIL NADU	Vellore	440	UTTAR PRADESH	Gonda	480	UTTARAKHAND	Nainital
401	TAMIL NADU	Villupuram	441	UTTAR PRADESH	Gofakhpur	481	UTTARAKHAND	Pantnagar
402	TAMIL NADU	Virudhunagar	442	UTTAR PRADESH	Greater Noida	482	UTTARAKHAND	Pauri Garhwal
403	TELANGANA	Adilabad	443	UTTAR PRADESH	Hamirpur	483	UTTARAKHAND	Pithoragarh
404	TELANGANA	Hyderabad TS	444	UTTAR PRADESH	Hardoi	484	UTTARAKHAND	Udham Singh Nagar
405	TELANGANA	K V Ranga Reddy	445	UTTAR PRADESH	Hathras	485	UTTARAKHAND	Uttarkashi
406	TELANGANA	Karim Nagar	446	UTTAR PRADESH	Jalaun	486	WEST BENGAL	Asansol
407	TELANGANA	Khammam	447	UTTAR PRADESH	Jaunpur	487	WEST BENGAL	Bally
408	TELANGANA	Mahabub Nagar	448	UTTAR PRADESH	Jhansi	488	WEST BENGAL	Bankura
409	TELANGANA	Medak	449	UTTAR PRADESH	Jyotiba Phule Nagar	489	WEST BENGAL	Barasat
410	TELANGANA	Nalgonda	450	UTTAR PRADESH	Kannauj	490	WEST BENGAL	Bardhaman
411	TELANGANA	New Hyderabad	451	UTTAR PRADESH	Kanpur	491	WEST BENGAL	Birbhum
412	TELANGANA	Nizamabad	452	UTTAR PRADESH	Kanpur Dehat	492	WEST BENGAL	Darjiling
413	TELANGANA	Warangal	453	UTTAR PRADESH	Kanpur Nagar	493	WEST BENGAL	Durgapur
414	TRIPURA	South Tripura	454	UTTAR PRADESH	Kheri	494	WEST BENGAL	East Midnapore
415	UTTAR PRADESH	Agra	455	UTTAR PRADESH	Lucknow	495	WEST BENGAL	Haldia
416	UTTAR PRADESH	Aligarh	456	UTTAR PRADESH	Mainpuri	496	WEST BENGAL	Hooghly
417	UTTAR PRADESH	Allahabad	457	UTTAR PRADESH	Mathura	497	WEST BENGAL	Howrah
418	UTTAR PRADESH	Ambedkar Nagar	458	UTTAR PRADESH	Meerut	498	WEST BENGAL	Jalpaiguri
419	UTTAR PRADESH	Auraiya	459	UTTAR PRADESH	Moradabad	499	WEST BENGAL	Koch
420	UTTAR PRADESH	Azamgarh	460	UTTAR PRADESH	Muzaffar Nagar	500	WEST BENGAL	Kolkata
421	UTTAR PRADESH	Bagpat	461	UTTAR PRADESH	Noida	501	WEST BENGAL	Malda
422	UTTAR PRADESH	Ballia	462	UTTAR PRADESH	Pilibhit	502	WEST BENGAL	Murshidabad
423	UTTAR PRADESH	Barabanki	463	UTTAR PRADESH	Pratapgarh	503	WEST BENGAL	Nadia
424	UTTAR PRADESH	Bareilly	464	UTTAR PRADESH	Raebareli	504	WEST BENGAL	North 24 Parganas
425	UTTAR PRADESH	Basti	465	UTTAR PRADESH	Saharanpur	505	WEST BENGAL	North Dinajpur
426	UTTAR PRADESH	Bhadohi	466	UTTAR PRADESH	Sant Kabir Nagar	506	WEST BENGAL	North 4 Parganas
427	UTTAR PRADESH	Bijnor	467	UTTAR PRADESH	Sant Ravidas Nagar	507	WEST BENGAL	Puruliya
428	UTTAR PRADESH	Budaun	468	UTTAR PRADESH	Shahjahanpur	508	WEST BENGAL	Siliguri
429	UTTAR PRADESH	Bulandshahr	469	UTTAR PRADESH	Sitapur	509	WEST BENGAL	South 24 Parganas
430	UTTAR PRADESH	Chitrakoot	470	UTTAR PRADESH	Sonbhadra	510	WEST BENGAL	Srirampur
						511	WEST BENGAL	West Midnapore

**DISCLOSURES ON QUANTITATIVE AND QUALITATIVE PARAMETERS OF HEALTH SERVICES RENDERED
(ANNUAL DISCLOSURE)**

Name of the Insurance Company: United India Insurance Company Limited

Information as at 31/03/2025

a. Specify whether In-house Claim Settlement or Services rendered by TPA

a.1 **TPA NAME** LINK-K INSURANCE TPA PRIVATE LIMITED
Validity of agreement From 01-04-2024 To 31-03-2027

b. Number of policies and lives services in respect of which public disclosures are made:

Description	Retail	Group	Govt.
No. of Policies serviced	0	2	0
No. of Lives Covered	0	635	0

c. Geographical Area in which services are rendered by the TPA (As per Annexure A)**d. Data of number of claims processed:**

Description	No.	Percentage
i Outstanding number of claims at the beginning of the year:	0	NA
ii Number of claims received during the year	23	NA
iii Number of claims paid during the year: (Number & Percentage)	22	95.65%
iv Number of Claims repudiated during the year: (Number & Percentage)	1	4.35%
v Number of claims outstanding at the end of the year:	0	NA

e. Turn Around Time *

TAT for cashless claims (in respect of number of claims):

Description	Individual Policies (in %)		Group Policies (in %)	
	TAT for pre-auth **	TAT for discharge#	TAT for pre-auth **	TAT for discharge#
1 Within < 1 hour	0.00%	0.00%	99.00%	95.00%
2 Within 1-2 hours	0.00%	0.00%	1.00%	5.00%
3 Within 2-6 hours	0.00%	0.00%	0.00%	0.00%
4 Within 6-12 hours	0.00%	0.00%	0.00%	0.00%
5 Within 12-24 hours	0.00%	0.00%	0.00%	0.00%
6 >24 hours	0.00%	0.00%	0.00%	0.00%
Total	0.00%	0.00%	100.00%	100.00%

*Percentage to be calculated on total of the respective column

**reckoned from the time last necessary document is received by insurer/TPA (whichever is earlier) and till final pre-auth is issued to the hospitals

#reckoned as final discharge summary sent to hospital from the time discharge bill is received by TPA

f. TAT in case of Payment /Repudiation of Claims

Description (to be reckoned from the date of receipt of last necessary document)	Individual		Group		Government		Total	
	No. of Claims	Percentage	No. of Claims	Percentage	No. of Claims	Percentage	No. of Claims	Percentage
Within 1 Month	0	0.00%	14	62.50%	0	0.00%	14	60.87%
Between 1-3 months	0	0.00%	9	37.50%	0	0.00%	9	39.13%
Between 3-6 months	0	0.00%	0	0.00%	0	0.00%	0	0.00%
More than 6 months	0	0.00%	0	0.00%	0	0.00%	0	0.00%
Total	0	0.00%	23	100.00%	0	0.00%	23	100.00%

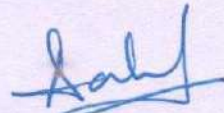
*Percentage to be calculated on total of the respective column

g. Data of grievances received against the TPA:

Description	NO.
1 Grievance outstanding as on 01/04/2024	0
2 Grievances received during 2024-25	0
3 Grievances resolved during 2024-25	0
4 Grievance outstanding as on 31/03/2025	0

Place: Chennai

Date : 12-08-2025


 Signature of the CMD
 United India Insurance Co Ltd

TPA PUBLIC DISCLOSURE 2024-2025

Annexure A

TPA Name : Link-K Health Insurance TPA Pvt. Ltd.

Geographical Area in which services are rendered by the TPA

Sr.no.	Statename	District Name
1	TamilNadu	Coimbatore

DISCLOSURES ON QUANTITATIVE AND QUALITATIVE PARAMETERS OF HEALTH SERVICES RENDERED
(ANNUAL DISCLOSURE)

Name of the Insurance Company: United India Insurance Company Limited

Information as at 31/03/2025

a. Specify whether In-house Claim Settlement or Services rendered by TPA

a.1 TPA NAME MDIndia Health Insurance TPA Pvt Ltd
Validity of agreement From 01-04-2024 To 31-03-2027

b. Number of policies and lives services in respect of which public disclosures are made:

Description	Retail	Group	Govt.
No. of Policies serviced	84265	258	4
No. of Lives Covered	191072	2870621	63342568

c. Geographical Area in which services are rendered by the TPA (As per Annexure A)

d. Data of number of claims processed:

Description	No.	Percentage
i Outstanding number of claims at the beginning of the year:	205156	NA
ii Number of claims received during the year	644666	NA
iii Number of claims paid during the year: (Number & Percentage)	761915	89.66%
iv Number of Claims repudiated during the year: (Number & Percentage)	32347	3.81%
v Number of claims outstanding at the end of the year:	55560	NA

e. Turn Around Time *

TAT for cashless claims (in respect of number of claims):

Description	Individual Policies (in %)		Group Policies (in %)	
	TAT for pre-auth **	TAT for discharge#	TAT for pre-auth **	TAT for discharge#
1 Within < 1 hour	93.36%	72.13%	94.76%	77.18%
2 Within 1-2 hours	6.23%	21.95%	4.94%	19.37%
3 Within 2-6 hours	0.41%	5.92%	0.30%	3.45%
4 Within 6-12 hours	0.00%	0.00%	0.00%	0.00%
5 Within 12-24 hours	0.00%	0.00%	0.00%	0.00%
6 >24 hours	0.00%	0.00%	0.00%	0.00%
Total	100.00%	100.00%	100.00%	100.00%

*Percentage to be calculated on total of the respective column

**reckoned from the time last necessary document is received by insurer/TPA (whichever is earlier) and till final pre-auth is issued to the hospitals

#reckoned as final discharge summary sent to hospital from the time discharge bill is received by TPA


f. TAT in case of Payment /Repudiation of Claims

Description (to be reckoned from the date of receipt of last necessary document)	Individual		Group		Government		Total	
	No. of Claims	Percentage	No. of Claims	Percentage	No. of Claims	Percentage	No. of Claims	Percentage
Within 1 Month	30822	96.41%	128063	95.05%	475991	75.85%	634876	79.93%
Between 1-3 months	1021	3.19%	4688	3.48%	112788	17.97%	118497	14.92%
Between 3-6 months	128	0.40%	605	0.45%	12372	1.97%	13105	1.65%
More than 6 months	0	0.00%	1382	1.03%	26402	4.21%	27784	3.50%
Total	31971	100.00%	134738	100.00%	627553	100.00%	794262	100.00%

*Percentage to be calculated on total of the respective column

g. Data of grievances received against the TPA:

Description	NO.
1 Grievance outstanding as on 01/04/2024	0
2 Grievances received during 2024-25	36
3 Grievances resolved during 2024-25	36
4 Grievance outstanding as on 31/03/2025	0

Place: Chennai
Date : 12-08-2025Signature of the CMD
United India Insurance Co Ltd


TPA PUBLIC DISCLOSURE 2024-2025**Annexure A****TPA Name : MDIndia Health Insurance TPA Pvt. Ltd.****Geographical Area in which services are rendered by the TPA**

Sr.no.	Statename	District Name	Sr.no.	Statename	District Name
1	Chattisgarh	Raipur	28	Maharashtra	Ratnagiri
2	Delhi	Central Delhi	29	Maharashtra	Satara
3	Gujarat	Ahmedabad	30	Maharashtra	Sindhudurg
4	Gujarat	Vadodara	31	Maharashtra	Washim
5	Haryana	Gurgaon	32	Maharashtra	Solapur
6	Karnataka	Bangalore	33	Maharashtra	Ahmednagar
7	Karnataka	Belgaum	34	Punjab	Fazilka
8	Kerala	Ernakulam	35	Tamil Nadu	Chennai
9	Madhya Pradesh	Bhopal	36	Tamil Nadu	Coimbatore
10	Maharashtra	Akola	37	Tamil Nadu	Dindigul
11	Maharashtra	Amravati	38	Tamil Nadu	Pondicherry
12	Maharashtra	Beed	39	Tamil Nadu	Theni
13	Maharashtra	Bhandara	40	Tamil Nadu	Ariyalur
14	Maharashtra	Dhule	41	Tamil Nadu	Mayiladuthurai
15	Maharashtra	Gadchiroli	42	Tamil Nadu	Nagapattinam
16	Maharashtra	Gondiya	43	Tamil Nadu	Perambalur
17	Maharashtra	Jalna	44	Tamil Nadu	Salem
18	Maharashtra	Kolhapur	45	Tamil Nadu	Thanjavur
19	Maharashtra	Latur	46	Tamil Nadu	The Nilgiris
20	Maharashtra	Mumbai	47	Tamil Nadu	Tirupattur
21	Maharashtra	Nagpur	48	Tamil Nadu	Tiruppur
22	Maharashtra	Nanded	49	Tamil Nadu	Tiruvarur
23	Maharashtra	Nandurbar	50	Tamil Nadu	Vellore
24	Maharashtra	Nashik	51	Telangana	Hyderabad
25	Maharashtra	Osmanabad	52	Uttarakhand	Dehradun
26	Maharashtra	Pune	53	West Bengal	Kolkata
27	Maharashtra	Raigad	54	Odisha	Bhubaneswar

**DISCLOSURES ON QUANTITATIVE AND QUALITATIVE PARAMETERS OF HEALTH SERVICES RENDERED
(ANNUAL DISCLOSURE)**

Name of the Insurance Company: United India Insurance Company Limited

Information as at 31/03/2025

a. Specify whether In-house Claim Settlement or Services rendered by TPA

a.1 TPA NAME Medi Assist India TPA Pvt Ltd
Validity of agreement From 01-04-2024 To 31-03-2027

b. Number of policies and lives services in respect of which public disclosures are made:

Description	Retail	Group	Govt.
No. of Policies serviced	159401	662	4
No. of Lives Covered	368181	3496581	42751635

c. Geographical Area in which services are rendered by the TPA (As per Annexure A)**d. Data of number of claims processed:**

Description	No.	Percentage
i Outstanding number of claims at the beginning of the year:	155752	NA
ii Number of claims received during the year	910858	NA
iii Number of claims paid during the year: (Number & Percentage)	924873	86.71%
iv Number of Claims repudiated during the year: (Number & Percentage)	47218	4.43%
v Number of claims outstanding at the end of the year:	94519	NA

e. Turn Around Time *

TAT for cashless claims (in respect of number of claims):

Description	Individual Policies (in %)		Group Policies (in %)	
	TAT for pre-auth **	TAT for discharge#	TAT for pre-auth **	TAT for discharge#
1 Within < 1 hour	91.12%	63.82%	94.16%	72.94%
2 Within 1-2 hours	5.94%	28.33%	4.83%	22.81%
3 Within 2-6 hours	2.57%	7.51%	0.93%	3.93%
4 Within 6-12 hours	0.29%	0.19%	0.05%	0.18%
5 Within 12-24 hours	0.08%	0.14%	0.03%	0.14%
6 >24 hours	0.00%	0.00%	0.00%	0.00%
Total	100.00%	100.00%	100.00%	100.00%

*Percentage to be calculated on total of the respective column

**reckoned from the time last necessary document is received by insurer/TPA (whichever is earlier) and till final pre-auth is issued to the hospitals

#reckoned as final discharge summary sent to hospital from the time discharge bill is received by TPA

f. TAT in case of Payment /Repudiation of Claims

Description (to be reckoned from the date of receipt of last necessary document)	Individual		Group		Government		Total	
	No. of Claims	Percentage	No. of Claims	Percentage	No. of Claims	Percentage	No. of Claims	Percentage
Within 1 Month	46490	88.92%	416921	93.64%	360024	75.86%	823435	84.71%
Between 1-3 months	4432	8.48%	22367	5.02%	92455	19.48%	119254	12.27%
Between 3-6 months	1098	2.10%	3877	0.87%	10699	2.25%	15674	1.61%
More than 6 months	264	0.51%	2073	0.47%	11390	2.40%	13727	1.41%
Total	52285	100.00%	445238	100.00%	474568	100.00%	972091	100.00%

*Percentage to be calculated on total of the respective column

g. Data of grievances received against the TPA:

Description	NO.
1 Grievance outstanding as on 01/04/2024	0
2 Grievances received during 2024-25	503
3 Grievances resolved during 2024-25	503
4 Grievance outstanding as on 31/03/2025	0

Place: Chennai
Date : 12-08-2025

Signature of the CMD
United India Insurance Co.Ltd

TPA PUBLIC DISCLOSURE 2024-2025**Annexure A****TPA Name : Medi Assist India TPA Pvt Ltd****Geographical Area in which services are rendered by the TPA**

Sr.no.	Statename	District Name
1	Gujarat	UIIC AHMEDABAD RO
2	Karnataka	UIIC BANGALORE LCB
3	Karnataka	UIIC BANGALORE RO
4	Madhya Pradesh	UIIC BHOPAL RO
5	Odisha	UIIC BHUBANESWAR RO
6	Chandigarh	UIIC CHANDIGARH RO
7	Tamil Nadu	UIIC CHENNAI LCB
8	Tamil Nadu	UIIC CHENNAI RO
9	Tamil Nadu	UIIC COIMBATORE RO
10	Uttarakhand	UIIC DEHRADUN RO
11	Delhi	UIIC DELHI RO 1
12	Delhi	UIIC DELHI RO 2
13	Assam	UIIC GUWAHATI RO
14	Karnataka	UIIC HUBLI RO
15	Telangana	UIIC HYDERABAD LCB
16	Telangana	UIIC HYDERABAD RO
17	Rajasthan	UIIC JAIPUR RO
18	Kerala	UIIC KOCHI RO
19	West Bengal	UIIC KOLKATA RO
20	West Bengal	UIIC KOLKATTA LCB
21	Kerala	UIIC KOZHIKODE RO
22	Uttar Pradesh	UIIC LUCKNOW RO
23	Punjab	UIIC LUDHIANA RO
24	Tamil Nadu	UIIC MADURAI RO
25	Maharashtra	UIIC MUMBAI LCB
26	Maharashtra	UIIC MUMBAI RO 1
27	Maharashtra	UIIC MUMBAI RO 2
28	Gujarat	UIIC NADIAD RO
29	Maharashtra	UIIC NAGPUR RO
30	Delhi	UIIC NEW DELHI LCB
31	Bihar	UIIC PATNA RO
32	Puducherry	UIIC PONDICHERRY RO
33	Maharashtra	UIIC PUNE LCB
34	Maharashtra	UIIC PUNE RO
35	Gujarat	UIIC VADODARA RO
36	Andhra Pradesh	UIIC VISAKHAPATNAM RO
37	Tamil Nadu & Maharashtra	Govt Business

DISCLOSURES ON QUANTITATIVE AND QUALITATIVE PARAMETERS OF HEALTH SERVICES RENDERED
(ANNUAL DISCLOSURE)

Name of the Insurance Company: United India Insurance Company Limited

Information as at 31/03/2025

a. Specify whether In-house Claim Settlement or Services rendered by TPA

a.1 TPA NAME Med Save Health Insurance TPA Ltd.
Validity of agreement From 01-04-2024 To 31-03-2027

b. Number of policies and lives services in respect of which public disclosures are made:

Description	Retail	Group	Govt.
No. of Policies serviced	40005	57	0
No. of Lives Covered	91778	57867	0

c. Geographical Area in which services are rendered by the TPA (As per Annexure A)

d. Data of number of claims processed:

Description	No.	Percentage
i Outstanding number of claims at the beginning of the year:	2984	NA
ii Number of claims received during the year	19211	NA
iii Number of claims paid during the year: (Number & Percentage)	19259	86.77%
iv Number of Claims repudiated during the year: (Number & Percentage)	1109	5.00%
v Number of claims outstanding at the end of the year:	1827	NA

e. Turn Around Time *

TAT for cashless claims (in respect of number of claims):

Description	Individual Policies (in %)		Group Policies (in %)	
	TAT for pre-auth **	TAT for discharge#	TAT for pre-auth **	TAT for discharge#
1 Within < 1 hour	89.93%	84.37%	86.10%	83.83%
2 Within 1-2 hours	6.63%	12.29%	9.58%	13.51%
3 Within 2-6 hours	2.37%	2.80%	3.50%	2.32%
4 Within 6-12 hours	0.18%	0.08%	0.19%	0.04%
5 Within 12-24 hours	0.27%	0.15%	0.23%	0.21%
6 >24 hours	0.62%	0.31%	0.38%	0.09%
Total	100.00%	100.00%	100.00%	100.00%

*Percentage to be calculated on total of the respective column

**reckoned from the time last necessary document is received by insurer/TPA (whichever is earlier) and till final pre-auth is issued to the hospitals

#reckoned as final discharge summary sent to hospital from the time discharge bill is received by TPA

f. TAT in case of Payment /Repudiation of Claims

Description (to be reckoned from the date of receipt of last necessary document)	Individual		Group		Government		Total	
	No. of Claims	Percentage	No. of Claims	Percentage	No. of Claims	Percentage	No. of Claims	Percentage
Within 1 Month	15057	94.12%	3894	89.08%	0	0.00%	18951	93.04%
Between 1-3 months	737	4.61%	329	7.52%	0	0.00%	1066	5.23%
Between 3-6 months	134	0.84%	78	1.78%	0	0.00%	212	1.04%
More than 6 months	69	0.43%	70	1.61%	0	0.00%	139	0.68%
Total	15997	100.00%	4371	100.00%	0	0.00%	20368	100.00%

*Percentage to be calculated on total of the respective column

g. Data of grievances received against the TPA:

Description	NO.
1 Grievance outstanding as on 01/04/2024	0
2 Grievances received during 2024-25	244
3 Grievances resolved during 2024-25	244
4 Grievance outstanding as on 31/03/2025	0

Place: Chennai
Date : 12-08-2025Signature of the CMD
United India Insurance Co Ltd

TPA PUBLIC DISCLOSURE 2024-2025

Annexure A

TPA

Name : Medsave Health Insurance TPA Ltd

Geographical Area in which services are rendered by the TPA

Sr.no.	Statename	District Name
1	ANDHRA PRADESH	WEST GODAVARI,CHITTOOR,VIZIANAGARAM,HYDERABAD,GODAVARI - EAST,SECUNDERABAD,KRISHNA
2	BIHAR	PATNA,GAYA,SARAN,MADHUBANI,ARWAL,GOPALGANJ,JEHANABAD,MUZAFFARPUR
3	CHANDIGARH	CHANDIGARH
4	CHATTISGARH	DURG,BILASPUR,RAIPUR,RAIPUR,DURG,RAJNANDGAON,BHILAI
5	DADRA & NAGAR HAVELI	DADRA & NAGAR HAVELI
6	DELHI	NEW DELHI
7	GOA	NORTH GOA
8	GUJARAT	SURENDRANAGAR,AHMEDABAD,PATAN,PORBANDAR,AHMADABAD,BANASKANTHA,MEHSANA,SABARKANTHA,RAJKOT,GANDHINAGAR
9	HARYANA	PANCHKULA,PANIPAT,KURUKSHETRA,REWARI,HISAR,GURGAON,FARIDABAD,SIRSA,YAMUNANAGAR,NUH,AMBALA,JIND,BHIWANI
10	HIMACHAL PRADESH	UNA,SOLAN,SIRMAUR,KINNAUR,SHIMLA,KULLU,KANGRA
11	JAMMU & KASHMIR	BARAMULLA,JAMMU,KATHUA,UDHAMPUR,SRINAGAR
12	JHARKHAND	RANCHI
13	JHARKHAND	SINGHBHUM - EAST
14	KARNATAKA	BELGAUM, MYSORE ,BANGALORE
15	KERALA	THRISSUR
16	LADAKH	LEH
17	MADHYA PRADESH	RAJGARH,BARWANI,BURHANPUR,UJJAIN,BHIND,JABALPUR,SATNA,GWALIOR,BHOPAL,INDORE
18	MAHARASHTRA	SOLAPUR,NASHIK,MUMBAI,PUNE,LATUR,AHMADNAGAR,KOLHAPUR
19	ORISSA	KHORDA
20	PONDICHERRY U.T.	PONDICHERRY
21	PUNJAB	LUDHIANA,AMRITSAR,MOHALI,PATIALA,JALANDHAR
22	RAJASTHAN	UDAIPUR,JAISALMER,JAIPUR,BHARATPUR,JODHPUR,OBEAWARE
23	TAMIL NADU	CHENGALPATTU,TIRUCHCHIRAPPALLI,VELLORE,COIMBATORE,PERAMBALUR,CHENNAI
24	TELANGANA	RANGAREDDY, HYDERABAD
25	UTTAR PRADESH	MEERUT,ALLAHABAD,MORADABAD,GAUTAMBUDDHANAGAR,FAIZABAD,LUCKNOW,GORAKHPUR,AGRA
26	UTTARAKHAND	HARIDWAR , DEHRADUN
27	WEST BENGAL	KOLKATA

DISCLOSURES ON QUANTITATIVE AND QUALITATIVE PARAMETERS OF HEALTH SERVICES RENDERED
(ANNUAL DISCLOSURE)

Name of the Insurance Company: United India Insurance Company Limited

Information as at 31/03/2025

a. Specify whether In-house Claim Settlement or Services rendered by TPA

a.1 TPA NAME PARAMOUNT HEALTH SERVICES & INSURANCE TPA PVT. LTD.
 Validity of agreement From 01-04-2024 To 31-03-2027

b. Number of policies and lives services in respect of which public disclosures are made:

Description	Retail	Group	Govt.
No. of Policies serviced	85271	304	1
No. of Lives Covered	195923	422319	20454362

c. Geographical Area in which services are rendered by the TPA (As per Annexure A)

d. Data of number of claims processed:

Description	No.	Percentage
i Outstanding number of claims at the beginning of the year:	78979	NA
ii Number of claims received during the year	166445	NA
iii Number of claims paid during the year: (Number & Percentage)	215375	87.76%
iv Number of Claims repudiated during the year: (Number & Percentage)	13603	5.54%
v Number of claims outstanding at the end of the year:	16446	NA

e. Turn Around Time *

TAT for cashless claims (in respect of number of claims):

Description	Individual Policies (in %)		Group Policies (in %)	
	TAT for pre-auth **	TAT for discharge#	TAT for pre-auth **	TAT for discharge#
1 Within < 1 hour	92.13%	68.87%	94.76%	50.13%
2 Within 1-2 hours	5.87%	27.47%	3.88%	40.79%
3 Within 2-6 hours	1.20%	3.49%	0.92%	9.02%
4 Within 6-12 hours	0.07%	0.03%	0.03%	0.04%
5 Within 12-24 hours	0.45%	0.10%	0.25%	0.02%
6 >24 hours	0.29%	0.04%	0.15%	0.00%
Total	100.00%	100.00%	100.00%	100.00%

*Percentage to be calculated on total of the respective column

**reckoned from the time last necessary document is received by insurer/TPA (whichever is earlier) and till final pre-auth is issued to the hospitals

#reckoned as final discharge summary sent to hospital from the time discharge bill is received by TPA

f. TAT in case of Payment /Repudiation of Claims

Description (to be reckoned from the date of receipt of last necessary document)	Individual		Group		Government		Total	
	No. of Claims	Percentage	No. of Claims	Percentage	No. of Claims	Percentage	No. of Claims	Percentage
Within 1 Month	30246	95.35%	75238	96.16%	119011	100.00%	224495	98.04%
Between 1-3 months	1221	3.85%	2370	3.03%	0	0.00%	3591	1.57%
Between 3-6 months	199	0.63%	465	0.59%	0	0.00%	664	0.29%
More than 6 months	57	0.18%	170	0.22%	0	0.00%	227	0.10%
Total	31723	100.00%	78244	100.00%	119011	100.00%	228978	100.00%

*Percentage to be calculated on total of the respective column

g. Data of grievances received against the TPA:

Description	NO.
1 Grievance outstanding as on 01/04/2024	0
2 Grievances received during 2024-25	76
3 Grievances resolved during 2024-25	76
4 Grievance outstanding as on 31/03/2025	0

Place: Chennai
Date: 12-08-2025Signature of the CMD
United India Insurance Co.Ltd

TPA PUBLIC DISCLOSURE 2024-2025

Annexure A

TPA Name : Paramount Health Services & Insurance TPA Pvt. Ltd.

Geographical Area in which services are rendered by the TPA

Sr.no.	Statename	District Name
1	Assam	GUWAHATI R.O.
2	Bihar	PATNA R.O.
3	Delhi	DELHI
4	Delhi	DELHI R.O. I
5	Delhi	DELHI R.O. II
6	Gujarat	AHMEDABAD R.O.
7	Gujarat	VADODARA R.O.
8	Karnataka	BANGALORE
9	Karnataka	BANGALORE R.O.
10	Kerala	KOCHI R.O.
11	Kerala	KOZHIKODE
12	Madhya Pradesh	BHOPAL R.O.
13	Maharashtra	MUMBAI
14	Maharashtra	MUMBAI R.O. I
15	Maharashtra	MUMBAI R.O. II
16	Maharashtra	NAGPUR R.O.
17	Maharashtra	PUNE R.O.
18	Orissa	BHUBANESWAR R.O.
19	Pondicherry	PONDICHERRY RO
20	Punjab	CHANDIGARH R.O.
21	Punjab	LUDHIANA R.O.
22	Rajasthan	JAIPUR R.O.
23	Rajasthan	JODHPUR R.O.
24	Tamil Nadu	CHENNAI
25	Tamil Nadu	CHENNAI R.O. I
26	Tamil Nadu	COIMBATORE 1
27	Tamil Nadu	MADURAI R.O.
28	Telangana	HYDERABAD
29	Uttar Pradesh	LUCKNOW R.O.
30	West Bengal	KOLKATA R.O.
31	West Bengal	LCB KOLKATA

DISCLOSURES ON QUANTITATIVE AND QUALITATIVE PARAMETERS OF HEALTH SERVICES RENDERED
(ANNUAL DISCLOSURE)

Name of the Insurance Company: United India Insurance Company Limited

Information as at 31/03/2025

a. Specify whether In-house Claim Settlement or Services rendered by TPA

a.1 TPA NAME SAFEWAY INSURANCE TPA PVT. LTD
 Validity of agreement From 01-04-2024 To 31-03-2027

b. Number of policies and lives services in respect of which public disclosures are made:

Description	Retail	Group	Govt.
No. of Policies serviced	17641	15	0
No. of Lives Covered	39921	58456	0

c. Geographical Area in which services are rendered by the TPA (As per Annexure A)

d. Data of number of claims processed:

Description	No.	Percentage
i Outstanding number of claims at the beginning of the year:	810	NA
ii Number of claims received during the year	12682	NA
iii Number of claims paid during the year: (Number & Percentage)	11761	87.17%
iv Number of Claims repudiated during the year: (Number & Percentage)	522	3.87%
v Number of claims outstanding at the end of the year:	1209	NA

e. Turn Around Time *

TAT for cashless claims (In respect of number of claims):

Description	Individual Policies (in %)		Group Policies (in %)	
	TAT for pre-auth **	TAT for discharge#	TAT for pre-auth **	TAT for discharge#
1 Within < 1 hour	96.78%	97.67%	98.34%	98.89%
2 Within 1-2 hours	3.22%	2.33%	1.66%	1.11%
3 Within 2-6 hours	0.00%	0.00%	0.00%	0.00%
4 Within 6-12 hours	0.00%	0.00%	0.00%	0.00%
5 Within 12-24 hours	0.00%	0.00%	0.00%	0.00%
6 >24 hours	0.00%	0.00%	0.00%	0.00%
Total	100.00%	100.00%	100.00%	100.00%

*Percentage to be calculated on total of the respective column

**reckoned from the time last necessary document is received by insurer/TPA (whichever is earlier) and till final pre-auth is issued to the hospitals

#reckoned as final discharge summary sent to hospital from the time discharge bill is received by TPA

f. TAT in case of Payment /Repudiation of Claims

Description (to be reckoned from the date of receipt of last necessary document)	Individual		Group		Government		Total	
	No. of Claims	Percentage	No. of Claims	Percentage	No. of Claims	Percentage	No. of Claims	Percentage
Within 1 Month	6381	99.15%	5840	99.89%	0	0.00%	12221	99.50%
Between 1-3 months	55	0.85%	7	0.11%	0	0.00%	62	0.50%
Between 3-6 months	0	0.00%	0	0.00%	0	0.00%	0	0.00%
More than 6 months	0	0.00%	0	0.00%	0	0.00%	0	0.00%
Total	6436	100.00%	5847	100.00%	0	0.00%	12283	100.00%

*Percentage to be calculated on total of the respective column

g. Data of grievances received against the TPA:

Description	NO.
1 Grievance outstanding as on 01/04/2024	0
2 Grievances received during 2024-25	23
3 Grievances resolved during 2024-25	23
4 Grievance outstanding as on 31/03/2025	0

Place: Chennai
Date: 12-08-2025Signature of the CMD
United India Insurance Co. Ltd

TPA PUBLIC DISCLOSURE 2024-2025

Annexure A

TPA

Name : SAFEWAY INSURANCE TPA PVT LTD

Geographical Area in which services are rendered by the TPA

Sr.no.	Statename	District Name
1	ANDHRA PRADESH	ADILABAD, ANANTAPUR, CHITTOOR, CUDDAPAH, GODAVARI, GUDIVADA, GUNTUR, KOMAROLU, KRISHNA, KURNOOL, NELLORE, PRAKASAM, SRIKAKULAM, VISAKHAPATNAM
2	ASSAM	KAMRUP
3	BIHAR	ARWAL, BHAGALPUR, CHAMPARAN, DARBHANGA, MADHUBANI, MUNGER, MUZAFFARPUR, NALANDA, NAWADA, PATNA, ROHTAS, SARAN, SITAMARHI, VAISHALI
4	CHATTISGARH	BALODABAZAR, BILASPUR, DHAMTARI, DURG, KANKER, NARAYANPUR, RAIPUR, RAJNANDGAON
5	DELHI	NEW DELHI
6	GUJARAT	AHMADABAD, ANAND, KHEDA, SURAT, VADODARA
7	HARYANA	AMBALA, BHIWANI, FARIDABAD, FATEHABAD, GURUGRAM, HISAR, JHAJJAR, JIND, KARNAL, KURUKSHETRA, MAHENDRAGARH, PALWAL, PANCHKULA, PANIPAT, REWARI, ROHTAK, SONIPAT, YAMUNANAGAR
8	HIMACHAL PRADESH	SHIMLA, SOLAN
9	JAMMU KASHMIR	JAMMU, KATHUA
10	JHARKHAND	BOKARO, CHATRA, DHANBAD, HAZARIBAG, RANCHI, SINGHBHUM - EAST
11	KARNATAKA	BANGALORE, BANGALORE RURAL, BELGAUM, BIDAR, GULBARGA, KOPPAL, MYSORE
12	KERALA	ERNAKULAM, KOTTAYAM, PALAKKAD, PATHANAMTHITTA, THRISSUR
13	MADHYA PRADESH	BALAGHAT, BHIND, BHOPAL, CHHATARPUR, GWALIOR, INDORE, JABALPUR, SAGAR, SHIVPURI
14	MAHARASHTRA	AURANGABAD, DHULE, GONDIYA, MUMBAI, NAGPUR, NANDURBAR, PUNE, RAIGARH, THANE, WARDHA
15	MANIPUR	THOUBAL
16	ORISSA	CUTTACK, KHORDHA, MAYURBHANJ, RAYAGADA
17	PONDICHERRY	PONDICHERRY
18	PUNJAB	AMRITSAR, FATEHGARH SAHIB, HOSHIARPUR, JALANDHAR, LUDHIANA, MOHALI, PATIALA, RUPNAGAR
19	RAJASTHAN	AJMER, ALWAR, BARMER, BHARATPUR, BIKANER, BUNDI, CHURU, DAUSA, DHOLPUR, HANUMANGARH, JAIPUR, JALOR, JHUNJHUNUN, JODHPUR, KARALI, KOTA, NAGPUR, SAWAI MADHOPUR, SIKAR, SIROHI, TONK
20	TAMILNADU	CHENGALPATTU, CHENNAI, COIMBATORE, CUDDALORE, DINDIGUL, KANCHIPURAM, KANNIYAKUMARI, KARUR, KRISHNAGIRI, MADURAI, NAMAKKAL, NILGIRIS, SIVAGANGA, THANJAVUR, TIRUCHCHIRAPPALLI, TIRUNELVELI, TIRUVALLUR, TIRUVANNAMALAI, VELLORE, VILUPPURAM, VIRUDUNAGAR
21	TELANGANA	ADILABAD, HYDERABAD, JAGITYAL, K.V.RANGAREDDY, KARIMNAGAR, KHAMMAM, KOTHAGUDEM, MAHABUB NAGAR, MEDAK, MEDCHAL MALKAJGIRI, Miryalaguda, NALGONDA, NIZAMABAD, RANGAREDDY, SANGAREDDY, SECUNDERABAD, Tandur, VIKARABAD, WARANGAL
22	TRIPURA	TRIPURA - WEST
23	UTTAR PRADESH	AGRA, ALIGARH, ALLAHABAD, BAGHPAT, BANDA, BAREILLY, BULANDSHAHR, ETAH, GAUTAM BUDDHA NAGAR, GHAZIABAD, GORAKHPUR, HAMIRPUR, JALAUN, JAUNPUR, JHANSI, JYOTIBA RAO PHULE NAGAR, KANPUR URBAN, LAKHIMPUR KHERI, LUCKNOW, MATHURA, MAUNATH BHANJAN, MEERUT, MORADABAD, NOIDA, RAE BARELI, SHAHJAHANPUR, SIDDHARTHANAGAR, SULTANPUR, UNNAO, VARANASI
24	UTTARAKHAND	ALMORA, DEHRADUN, HARIDWAR, NAINITAL, PAURI GARHWAL, TEHRI GARHWAL, Udham Singh Nagar
25	WEST BENGAL	BANKURA, BARDDHAMAN, DARJILING, HOOGLI, KOLKATA, MALDAH, NADIA, NORTH TWENTY FOUR PARGANAS

**DISCLOSURES ON QUANTITATIVE AND QUALITATIVE PARAMETERS OF HEALTH SERVICES RENDERED
(ANNUAL DISCLOSURE)**

Name of the Insurance Company: United India Insurance Company Limited

Information as at 31/03/2025

a. Specify whether In-house Claim Settlement or Services rendered by TPA

a.1 **TPA NAME** Vidal Health Insurance TPA Pvt Ltd
Validity of agreement From 01-04-2024 To 31-03-2027

b. Number of policies and lives services in respect of which public disclosures are made:

Description	Retail	Group	Govt.
No. of Policies serviced	104647	1327	3
No. of Lives Covered	254465	1550614	14240117

c. Geographical Area in which services are rendered by the TPA (As per Annexure A)**d. Data of number of claims processed:**

Description	No.	Percentage
i Outstanding number of claims at the beginning of the year:	74879	NA
ii Number of claims received during the year	578770	NA
iii Number of claims paid during the year: (Number & Percentage)	590948	90.41%
iv Number of Claims repudiated during the year: (Number & Percentage)	21863	3.34%
v Number of claims outstanding at the end of the year:	40838	NA

e. Turn Around Time *

TAT for cashless claims (In respect of number of claims):

Description	Individual Policies (in %)		Group Policies (in %)	
	TAT for pre-auth **	TAT for discharge#	TAT for pre-auth **	TAT for discharge#
1 Within < 1 hour	79.18%	67.38%	91.43%	85.35%
2 Within 1-2 hours	11.34%	19.39%	4.88%	9.00%
3 Within 2-6 hours	9.09%	12.92%	3.54%	5.49%
4 Within 6-12 hours	0.39%	0.31%	0.15%	0.16%
5 Within 12-24 hours	0.00%	0.00%	0.00%	0.00%
6 >24 hours	0.00%	0.00%	0.00%	0.00%
Total	100.00%	100.00%	100.00%	100.00%

*Percentage to be calculated on total of the respective column

**reckoned from the time last necessary document is received by insurer/TPA (whichever is earlier) and till final pre-auth is issued to the hospitals

#reckoned as final discharge summary sent to hospital from the time discharge bill is received by TPA

f. TAT In case of Payment /Repudiation of Claims

Description (to be reckoned from the date of receipt of last necessary document)	Individual		Group		Government		Total	
	No. of Claims	Percentage	No. of Claims	Percentage	No. of Claims	Percentage	No. of Claims	Percentage
Within 1 Month	45761	96.17%	112632	93.90%	445096	99.96%	603489	98.48%
Between 1-3 months	1268	2.66%	5436	4.53%	177	0.04%	6881	1.12%
Between 3-6 months	317	0.67%	1172	0.98%	3	0.00%	1492	0.24%
More than 6 months	237	0.50%	712	0.59%	0	0.00%	949	0.15%
Total	47583	100.00%	119952	100.00%	445276	100.00%	612811	100.00%

*Percentage to be calculated on total of the respective column

g. Data of grievances received against the TPA:

Description	NO.
1 Grievance outstanding as on 01/04/2024	1
2 Grievances received during 2024-25	749
3 Grievances resolved during 2024-25	750
4 Grievance outstanding as on 31/03/2025	0

Place: Chennai
Date: 12-08-2025

Signature of the CMD
United India Insurance Co Ltd

TPA PUBLIC DISCLOSURE 2024-2025

Annexure A

TPA Name : Vidal Health Insurance TPA Pvt Ltd

Geographical Area in which services are rendered by the TPA

Sr.no.	Statename	District Name
1	Gujarat	Ahmedabad
2	Karnataka	Bangalore
3	Chandigarh	Chandigarh
4	Tamil Nadu	Chennai
5	Tamil Nadu	Coimbatore
6	Delhi	Delhi
7	Telangana	Hyderabad
8	Madhya Pradesh	Indore
9	Rajasthan	Jaipur
10	Kerala	Kochi
11	West Bengal	Kolkata
12	Maharashtra	Mumbai
13	Maharashtra	Pune
14	Andhra Pradesh	Visakhapatnam
15	Tamilnadu	Chengalpet
16	Tamilnadu	Chennai
17	Tamilnadu	Dharmapuri
18	Tamilnadu	Dindigul
19	Tamilnadu	Kancheepuram
20	Tamilnadu	Namakkal
21	Tamilnadu	Thanjavur
22	Tamilnadu	Tiruchirapalli
23	Tamilnadu	Tiruvallur
24	Tamilnadu	Tiruvannamalai
25	Tamilnadu	Virudhunagar

**DISCLOSURES ON QUANTITATIVE AND QUALITATIVE PARAMETERS OF HEALTH SERVICES RENDERED
(ANNUAL DISCLOSURE)**

Name of the Insurance Company: United India Insurance Company Limited

Information as at 31/03/2025

a. Specify whether In-house Claim Settlement or Services rendered by TPA

a.1 **TPA NAME** Volo Health Insurance TPA Private Limited
Validity of agreement From 01-04-2024 To 31-03-2027

b. Number of policies and lives services in respect of which public disclosures are made:

Description	Retail	Group	Govt.
No. of Policies serviced	3736	24	0
No. of Lives Covered	8267	26233	0

c. Geographical Area in which services are rendered by the TPA (As per Annexure A)**d. Data of number of claims processed:**

Description	No.	Percentage
i Outstanding number of claims at the beginning of the year:	654	NA
ii Number of claims received during the year	24016	NA
iii Number of claims paid during the year: (Number & Percentage)	22845	92.60%
iv Number of Claims repudiated during the year: (Number & Percentage)	477	1.93%
v Number of claims outstanding at the end of the year:	1348	NA

e. Turn Around Time *

TAT for cashless claims (In respect of number of claims):

Description	Individual Policies (in %)		Group Policies (in %)	
	TAT for pre-auth **	TAT for discharge#	TAT for pre-auth **	TAT for discharge#
1 Within < 1 hour	74.77%	60.29%	57.65%	60.29%
2 Within 1-2 hours	16.27%	33.41%	36.78%	34.96%
3 Within 2-6 hours	8.96%	6.30%	5.57%	4.76%
4 Within 6-12 hours	0.00%	0.00%	0.00%	0.00%
5 Within 12-24 hours	0.00%	0.00%	0.00%	0.00%
6 >24 hours	0.00%	0.00%	0.00%	0.00%
Total	100.00%	100.00%	100.00%	100.00%

*Percentage to be calculated on total of the respective column

**reckoned from the time last necessary document is received by insurer/TPA (whichever is earlier) and till final pre-auth is issued to the hospitals

#reckoned as final discharge summary sent to hospital from the time discharge bill is received by TPA

f. TAT in case of Payment /Repudiation of Claims

Description (to be reckoned from the date of receipt of last necessary document)	Individual		Group		Government		Total	
	No. of Claims	Percentage	No. of Claims	Percentage	No. of Claims	Percentage	No. of Claims	Percentage
Within 1 Month	1119	73.72%	21355	97.94%	0	0.00%	22474	96.36%
Between 1-3 months	360	23.69%	395	1.81%	0	0.00%	755	3.24%
Between 3-6 months	37	2.41%	28	0.13%	0	0.00%	65	0.28%
More than 6 months	3	0.18%	26	0.12%	0	0.00%	29	0.12%
Total	1518	100.00%	21804	100.00%	0	0.00%	23322	100.00%

*Percentage to be calculated on total of the respective column

g. Data of grievances received against the TPA:

Description	NO.
1 Grievance outstanding as on 01/04/2024	0
2 Grievances received during 2024-25	36
3 Grievances resolved during 2024-25	36
4 Grievance outstanding as on 31/03/2025	0

Place: Chennai
Date: 12-08-2025

Signature of the CMD
United India Insurance Co Ltd

TPA PUBLIC DISCLOSURE 2024-2025

Annexure A

TPA Name : Volo Health Insurance TPA Private Limited

Geographical Area in which services are rendered by the TPA

Sr.no.	Statename	District Name
1	Delhi	Delhi
2	Karnataka	Bangalore
3	West Bengal	Kolkata
4	Maharashtra	Mumbai
5	Rajasthan	Jodhpur
6	Telangana	Hyderabad

7

8